

BALI 5.4

OPEN SPACE

DESIGN	OLIVIER PONCIN
NAVAL ARCHITECT	XAVIER FAÏ
INTERIOR DESIGN	PIATON BERCAULT YACHT DESIGN
OVERALL LENGTH (INCL. BOWSPRIT)	16.95 M / 55' 7"
BEAM	8.75 M / 28' 8"
USABLE SURFACE AREA	128.3 M ² / 1,381 SQ FT
DRAFT	1.47 M / 4' 9"
UNLADEN WEIGHT (approx)	20.8 T / 45,856 LBS
STANDARD SAIL AREA	158 M ² / 1,700 SQ FT
UPWIND SAIL AREA (MAX)	204 M ² / 2,195 SQ FT
FLYBRIDGE	YES
FORWARD COCKPIT DOOR	YES
ENGINES*	2 x 57 HP UP TO 2 x 80 HP
FUEL*	UP TO 1,200 L / 317 US GAL
FRESH WATER*	UP TO 1,320 L / 349 US GAL
FRIDGE + FREEZER*	UP TO 615 L / 21.72 CU FT
CE CATEGORY	A-16 / B-16 / C-24 / D-40

* ÉQUIPEMENT DÉPENDANT DU PACK ET DES OPTIONS CHOISIES



SPECIFICATIONS A-2025

BUILDER :

CHANTIER CATANA - ZONE TECHNIQUE DU PORT
66140 CANET EN ROUSSILLON - FRANCE

CATANAgroup

CONSTRUCTION:

Mould built with three main parts with joint localised at the keel junction.

Anti-leeway plan provided by 2 profiled keels limiting drag.

Platform and inner sides of the hull built in one piece for a maximum of rigidity.

Hull made in GRP infused PVC Foam Sandwich, Polyester resin.

Anti-osmotic vinylester underwater protection.

Deck in GRP infused Foam Sandwich with monolithic / plywood reinforcements.

Structural bulkheads in infused fibreglass and PVC foam.

DECK HARDWARE:

1 electric winch for mainsheet and jib furler control, for mainsail traveller control*.

1 winch for reefs and jib sheets, optional electric*.

2 optional winches for gennaker, code zero or asymmetrical spinnaker sheets control.

SELF-TACKING SOLENT FITTINGS:

1 Solent sheet track on coach roof.

Double sheet traveller on track.

Solent sheet block.

Solent sheet.

1 sheet clutch.

Furling line 10mm diameter.

Furling line lead and clutch on deck edge.

MAST:

Anodised aluminium mast, air draft 24.98 m.

LED anchor light.

LED masthead light and deck light.

Outlets for main sail halyard, solent jib halyard and topping lift.

SAILS:

98 m² Fully battened Mainsail in Dacron with 3 reefs.

60 m² Self-tacking "cross cut" Solent Jib in Dacron, on furler*.

Optional reinforced fully battened mainsail & solent with UV protection + lazy bag + lazy jacks.

Optional 100 m² fully battened square top mainsail in Dacron (with automatic square top gear).

Optional Hydranet mainsail and solent.

Optional 104 m² Code 0 with trioptimal cut and anti-twist cable.

MAINSAIL FITTINGS:

Double purchase for mainsail sheet.

2 Stand-up blocks.

4 blocks on boom .

Multi-purchase sheeting system.

GROUND TACKLE:

1700-W vertical axis windlass with cable remote control*.

Stainless steel bow roller under nacelle for main anchor.



RUNNING RIGGING:

Mainsail halyard.

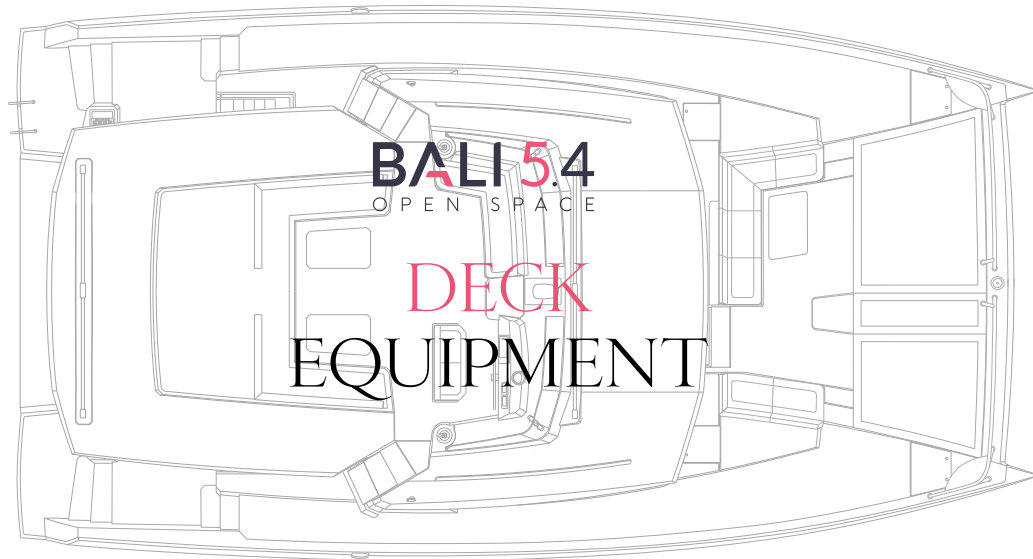
Mainsail sheeting system

Self-tacking jib halyard.

Self-tacking jib sheet.

Jib furler line.

Boom topping lift.



DECK HATCHES:

- 2 plexiglas flush deck hatches for access to forepeaks.
- 2 T60 flush hatches in forward cabins
- 2 GRP hatch covers for access to engine compartments (fitted with gas struts).
- 1 locker access cover under the forward cockpit seat (fitted with gas struts).
- 1 GRP hatch cover for windlass access.
- 1 GRP hatch cover for chain locker access.
- 2 escape hatches under cabin companionways**.

SAFETY:

- Bulwarks and handrails.
- Stainless steel forward rail incorporating 2 seats.
- Stainless steel handrail on aft beam.
- 6 stainless steel stanchions.
- Double stainless steel side guardwires and gates for sugarsccop access.
- 6 large aluminium mooring cleats and stainless steel sacrificial strips.

FORWARD COCKPIT:

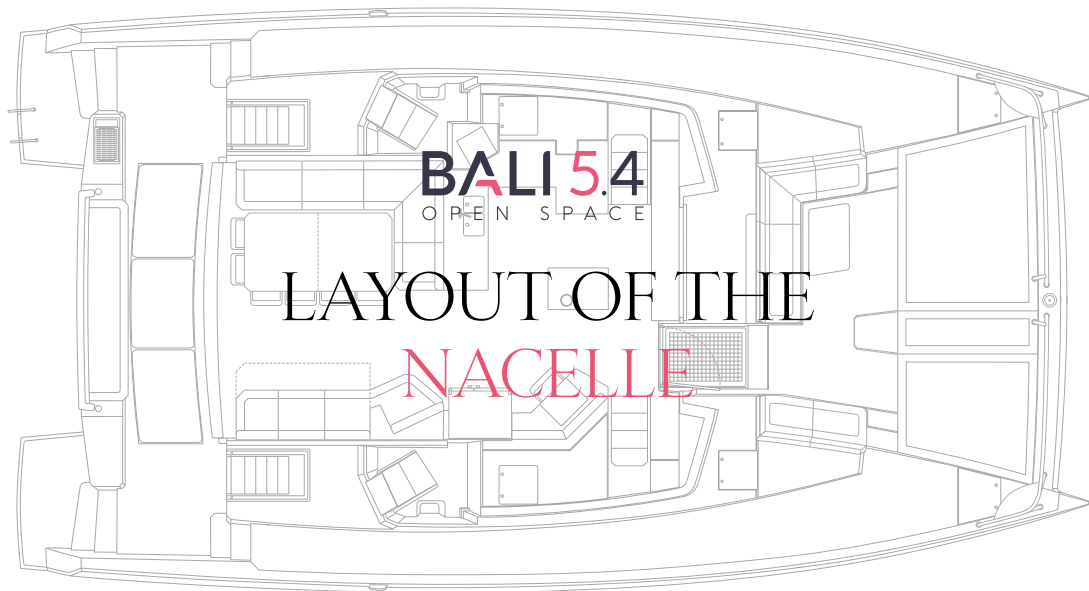
- Large forward cockpit with wide seats and integrated storage (with upholstery*).
- Large integrated sunlounger (with upholstery*).
- optional removable table with stainless steel leg.
- Direct access door to saloon.
- LED courtesy lighting*.

SUGARSCOOPS:

- 1 Stainless steel swim ladder on the starboard transom.
- 2 transom life lines.
- Shower with pressurized hot/cold fresh water in the starboard transom.
- 1 stainless cap for access to the emergency tiller.
- 1 large mooring cleat on each transom.
- Optional interior cleat transom.
- Courtesy lighting*.
- Storage locker and optional gas plancha grill.

FLYBRIDGE AND STEERING SYSTEM:

- Raised helm console to starboard with instrumentation.
- Helmstation stainless steel polywood seat (with cushions*).
- L – shaped bench on portside.
- Dining area.
- Optional sunbathing area bimini.
- Steering wheel.
- Magnetic compass with correction, light and protective cover.
- 2 balanced spade rudders with stainless steel shaft.
- 1 emergency tiller.
- Hydraulic transmission system.
- Electric engine control at helmstation with engines and alarms panels.
- Optional Raymarine multifunction display*, colour chartplotter*, autopilot control display*.
- LED lighting*.



OPEN COCKPIT/SALOON:

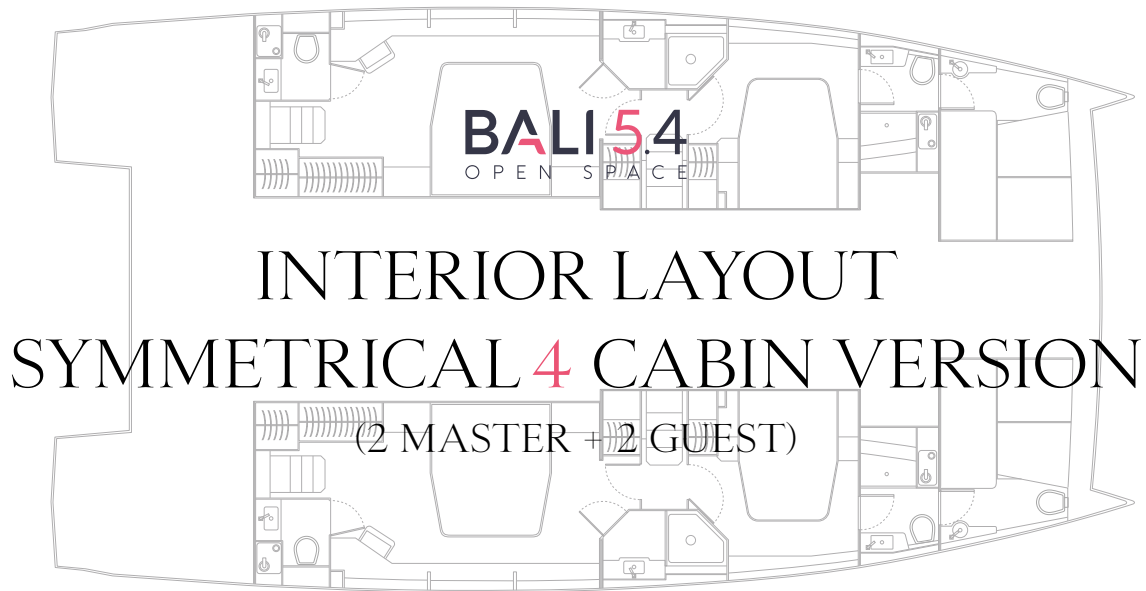
- Leather handles on furniture.
- Skaï headlinings saloon ceiling.
- Lounger/daybed to starboard with cushions.
- Large storage under port seats.
- Upholstery bands on seats**.
- Hinges on the seats to facilitate the opening of the storage space**.
- 12 person saloon dining table on SS legs**.
- Upholstery headbands roof window coverings**.
- Fixed forward window ; optional Tilting windows for ventilation with locking system in open mode.
- Openable aft bay window with complete opening and access from the sliding door.
- Lateral sliding windows.

CHART TABLE:

- Chart table cover.
- Storage and bookshelf.
- Stool with foam seat.
- Multifunction electrical interface screen.
- Flexible chart table light.
- Optional Raymarine electronic equipment : VHF and an optional multifunction display.

GALLEY (TO PORT WITH LARGE COUNTERTOP):

- Plenty of storage space above and below.
- Stainless steel sinks.
- 2 x 35L waste separation bins.
- Combined 615L refrigerator (402L fan-cooled + 213L freezer) with ice cube and chilled water dispenser.
- Taps with ceramic seal mixer for hot and cold fresh water.
- 3-burner gas hob.
- Gas oven*.
- Space for dishwasher*.



AFT CABIN (THE MOST SPACIOUS AND COMFORTABLE):

Access via aft cockpit and saloon.

Skaï and laminate headlining.

Central island bed with 2 bedside tables.

High-resilience foam mattress covered by beige suede fabric.

Plenty of storage space above + shelves

3 wardrobes and 1 cupboard.

Padded dressing table cover / Desk with seat and mirror.

Central companionway wardrobe with 2 drawers.

Bathroom with large shower and mixer taps with ceramic seals (Plexiglas partition).

Unit with single basin, mirror and shelf.

Mixer taps with ceramic seals.

Hatch for light and ventilation.

Separate marine toilet (optional electric fresh water) with wash hand basin.

FOREPEAKS (OPTIONAL SKIPPER CABINS):

Access from deck hatch or by forward cabin.

Single bunk.

Toilet area with hand shower.

1 hanging locker.

Interior lighting.

FORWARD CABINS:

Skaï and laminate headlining.

Island Bed with 2 bedside tables with lids.

Highly resilient foam mattress covered by beige suede fabric.

Plenty of storage lockers with shelves.

1 hanging locker.

Bathroom with large shower and mixer taps with ceramic seals (Plexiglas separation).

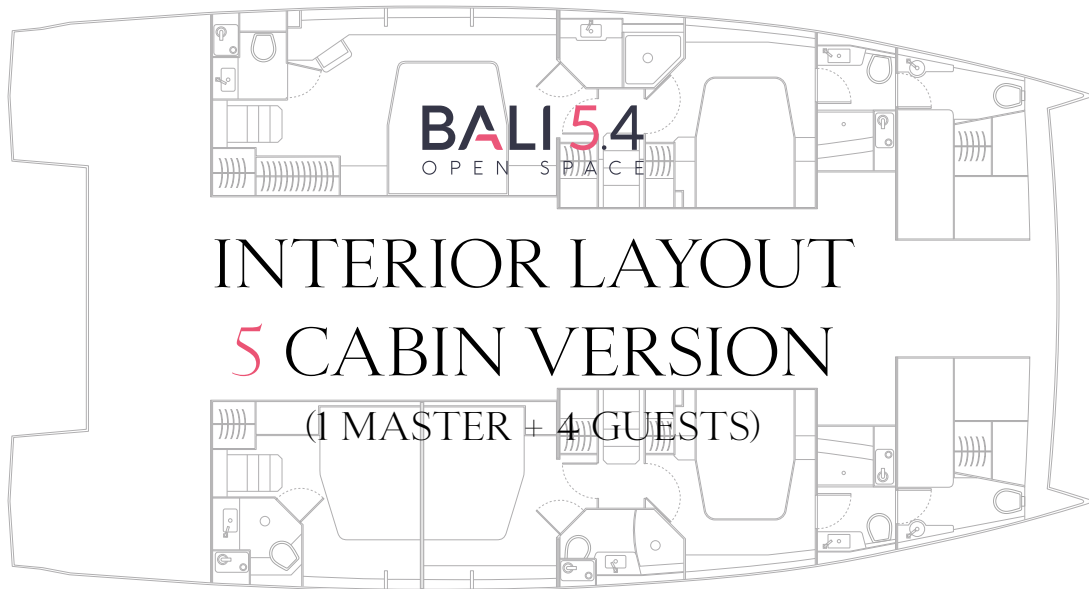
Unit with single basin.

Mixer taps with ceramic seals.

Marine toilet (optional electric fresh water) with hand ash basin.

Storage for toiletries and towels.

Hatch for light and ventilation.



MASTER CABIN (AFT PORT HULL):

Access via aft cockpit and saloon.

Skaï and laminate headlining.

Central island bed with 2 bedside tables and drawers.

High-resilience foam mattress. Plenty of storage space above + shelves.

2 wardrobes and drawers.

Desk with lid, seat and drawers.

Central companionway wardrobe with 2 drawers.

Bathroom with large shower and mixer taps with ceramic seals (Plexiglas partition).

Unit with single basin, mirror and shelf.

Mixer taps with ceramic seals.

Hatch for light and ventilation.

Separate marine toilet (optional electric fresh water) with wash hand basin.

FORWARD CABINS:

Skaï and laminate headlining.

Island Bed with 2 bedside tables with lids.

Highly resilient foam mattress covered by beige suede fabric.

Plenty of storage lockers with shelves.

1 hanging locker.

Bathroom with large shower and mixer taps with ceramic seals (Plexiglas separation).

Unit with single basin.

Mixer taps with ceramic seals.

Marine toilet (optional electric fresh water) with hand ash basin.

Storage for toiletries and towels.

Hatch for light and ventilation.

AFT CABIN (AT STARBOARD):

Same as central cabin.

Access via aft cockpit.

CENTRAL CABIN:

Skaï and laminate headlining.

Semi "Island Bed" with 1 bedside table.

Highly resilient foam mattress covered by beige suede fabric.

Plenty of storage lockers with shelves.

1 hanging locker.

Bathroom with shower and mixer taps with ceramic seals.

Unit with single basin.

marine toilet (optional electric fresh water).

Storage for toiletries and towels.

Hatch for light and ventilation.

FOREPEAKS (OPTIONAL SKIPPER CABINS):

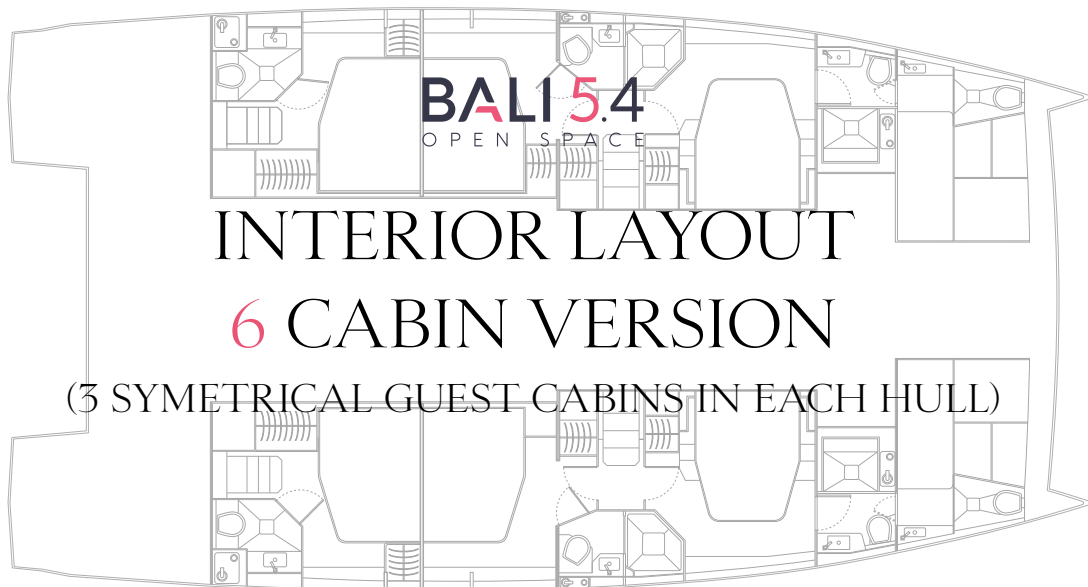
Access from deck hatch or by forward cabin.

Single bunk.

Toilet area with hand shower.

hanging locker.

Interior lighting.



AFT CABINS:

Access via aft cockpit.

Skaï and laminate headlining.

Semi "Island Bed" with 1 bedside table or 2 optional single bunk beds.

Highly resilient foam mattress covered by beige suede fabric.

Plenty of storage lockers with shelves.

1 hanging locker.

Bathroom with shower and mixer taps with ceramic seals.

Unit with single basin.

marine toilet (optional electric fresh water).

Storage for toiletries and towels.

Hatch for light and ventilation.

CENTRAL CABIN:

Skaï and laminate headlining.

Semi "Island Bed" with 1 bedside table or optional pair of single berths with bedside tables.

Highly resilient foam mattress covered by beige suede fabric.

Plenty of storage lockers with shelves.

1 hanging locker.

Bathroom with shower and mixer taps with ceramic seals.

Unit with single basin.

marine toilet (optional electric fresh water).

Storage for toiletries and towels.

Hatch for light and ventilation.

FORWARD CABINS:

Skaï and laminate headlining.

Island Bed with 2 bedside tables with lids.

Highly resilient foam mattress covered by beige suede fabric.

Plenty of storage lockers with shelves.

1 hanging locker.

Bathroom with large shower and mixer taps with ceramic seals (Plexiglas separation).

Unit with single basin.

Mixer taps with ceramic seals.

Marine toilet (optional electric fresh water) with hand wash basin.

Storage for toiletries and towels.

Hatch for light and ventilation.

FOREPEAKS (OPTIONAL SKIPPER CABINS):

Access from deck hatch or by forward cabin.

Single bunk.

Toilet area with hand shower.

1 hanging locker.

Interior lighting.

TECHNICAL EQUIPMENT

ENGINE COMPARTMENTS:

Completely separate compartments from the interior.

2 watertight access covers on rams.

2 x 57 HP YANMAR diesel engines on composite engine bearers.

Control panel at the helm station.

Electric engine controls at the helm station.

2 Saildrive transmission systems.

2 fixed three-blade propellers.

Optional 2 x three-bladed folding propellers.

2 diesel filters / Water separators.

Bulkhead lighting.

2 x 600 L diesel tanks with gauges at the chart table, total capacity 1,200 L*.

PLUMBING:

2 x 600 L freshwater tanks with gauges at the chart table, total capacity 1,200 L*.

2 Pressurised waterpumps with expansion tanks.

2 x 60 L water heaters, electric immersion and engine heat exchanger.

2 optional grey water tanks (2 x 150 L) with discharge pump and suction outlet on deck.

Ecological pack including freshwater purifying filter.

Gas installation for 13 kg bottles to starboard and spare bottle space.

4 electric bilge pumps.

4 manual bilge pumps.

Optional 24V or 230V watermaker.

ELECTRONICS:

RAYMARINE ELECTRONIC PACK :

Pilote auto P70S, GPS plotter AXIOM 7", MULTI I70S, VHF RAY 63 + VHF RAY MIC at steering station, AIS receiver transmitter, 12" full touch screen at helm station*.

ELECTRICS:

OPERATING VOLTAGE: DIRECT CURRENT 12V AND ALTERNATING CURRENT 230V 50HZ *

2 additional optional 12V/125Ah alternators.

1 x 130Ah gel starting battery, port engine, with battery switch and manual emergency coupling.

4 x 130Ah gel batteries for service bank and stbd engine start.

2 additional service batteries*.

Low charge alarm buzzer for service batteries at the chart table.

230V circuit with shore power socket and 25m extension lead, USB-A socket in each cabin, saloon and cockpit*.

LED lighting on board*.

LED navigation lights.

Inverter/Charger 12V/230 V 3000VA /120A*.

Optional solar panels 8 X 100 W.