

BALI

CATSPACE

DESIGN	OLIVIER PONCIN
NAVAL ARCHITECT	LASTA DESIGN STUDIO
OVERALL LENGTH (INCL. BOWSPRIT)	12.31 M / 40' 4"
BEAM	6.55 M / 21' 5"
USABLE SURFACE AREA	70.4 M ² / 757.5 SQ.FT
DRAFT	1.19 M / 3' 10"
UNLADEN WEIGHT (approx)	9.4 T / 20,723 LBS
STANDARD SAIL AREA	75 M ² / 807 SQ.FT
UPWIND SAIL AREA (MAX)	101 M ² / 1,087 SQ.FT
FLYBRIDGE	YES
ENGINES*	2 x 19.6 HP UP TO 2 x 37.5 HP
FUEL*	UP TO 400 L / 105.6 US GAL
FRESH WATER*	UP TO 760 L / 201 US GAL
FRIDGE + FREEZER*	UP TO 265 L / 9.36 CU FT
EU CATEGORY	A-10 / B-12 / C-24 / D-28

* ÉQUIPEMENT DÉPENDANT DU PACK ET DES OPTIONS CHOISIES



SPECIFICATIONS **A-2025**

BUILDER :

CHANTIER CATANA - ZONE TECHNIQUE DU PORT
66140 CANET EN ROUSSILLON - FRANCE

CATANA **group**

CONSTRUCTION:

Hull built in one-piece for greater stiffness.

Anti-leeway plan provided by 2 profiled keels limiting drag.

Hull made in GRP-infused PVC foam sandwich, polyester resin.

Anti-osmotic vinylester underwater hull protection .

Deck in GRP-infused foam sandwich with monolithic / plywood reinforcements.

Main bulkheads GRP sandwich and secondary bulkheads in multilayer plywood, laminated or glued.

MAST / RIGGING:

Anodized aluminum mast, air-draught: 18.23 m.

Complete standing rigging.

LED anchor light.

LED steaming and deck light.

Outlets for main halyard, solent jib halyard and topping lift.

Pencil mainsail luff cars.

Anodized aluminum boom.

Forestay.

1 furler on forestay*.

2 Capshrouds in stranded stainless steel.

2 Lower shrouds in stranded stainless steel.

Optional bowsprit.

GROUND TACKLE:

1000W windlass with corded remote control*.

Stainless steel anchor roller under platform.

DECK FITTINGS :

1 electric winch for mainsail halyard, furler line, and davits*.

1 winch for solent sheet, mainsheet and reefing lines (optional electric).

1 (optional) additional sheet winch to port for gennaker, code zero or asymmetrical spinnaker.

SAILS:

45 m² Fully-battened mainsail in Dacron with 3 reefing points.

30 m² Self-tacking "cross cut" solent jib in Dacron, on furler.

Optional 49 m² fully battened square top mainsail in Dacron (With automatic square top gear).

Optional 52 m² triradial cut code 0 or gennaker on bowsprit and furler, anti-twist cable.

Optional 90 m² asymmetrical spinnaker.

MAINSAIL FITTINGS:

Mainsheet integrated into flybridge.

2 blocks on flybridge.

4 blocks on aft of boom.

2 sheeting systems 3 strands.

SELF-TACKING SOLENT FITTINGS:

1 Solent sheet Track on coachroof.

Sheet car on track.

Sheet block on jib.

Solent sheet.

1 sheet clutch.

Furler control line.

Furler control line fairlead path and clutch on deck.

RUNNING RIGGING:

Main halyard.

Main sheeting system.

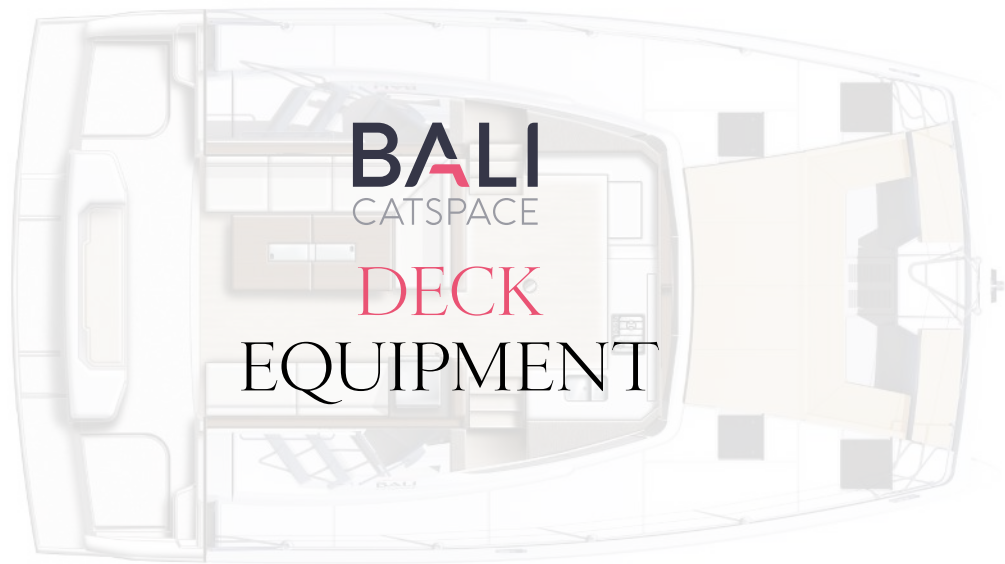
Self tacking solent halyard.

Self tacking solent sheet

Solent furling line.

Boom topping lift.





DECK HATCHES:

- 2 flush hatches for access to forepeaks.
- 2 flush hatches in forward cabins.
- 2 GRP engine compartment hatch covers (with gas struts*).
- 1 GRP locker lid for chain locker.
- 2 escape hatches under the stairs to cabins.
- 2 locker lids aft port and starboard with gas struts.
- 1 locker lid in aft bench seat with gas strut.

SAFETY:

- Outer bulwark and handrails.
- Stainless steel handrails forward with 2 built-in seats.
- 1 central front pulpit.
- 2 stainless pushpits on starboard and portside.
- 6 stainless steel stanchions.
- Double guardwires in stainless steel.
- 6 aluminum king size cleats with SS hull protections.

COCKPIT EQUIPMENT:

- Large pivoting bay door in methacrylate with sliding access door.
- Lifting assistance of the pivoting door by pneumatic struts*.
- Lateral sliding windows.
- Davit*.
- Large and comfortable aft bench with storage lockers and aft platform for a safe passage between the two sugarscoops.
- Aft bench seats cushions*.
- Liferaft locker in aft bench with automatic release.
- Hard-top bimini in sandwich construction.
- LED lighting.

SUGARSCOOPS:


- 2 Sugarscoop guardwire gates.
- Shower with pressurized hot/cold fresh water in the starboard sugarscoop.
- 1 Stainless cap for access to the emergency tiller in each sugarscoop.

HELM STATION AND STEERING SYSTEM:

- Raised helm station to starboard for optimal visibility.
- Helm seat and backrest in stainless steel (with cushions*).
- Steps on starboard and portside for access to helm station.
- Steering wheel.
- Magnetic steering compass, light and protective cover.
- 2 balanced spade rudders with s/s shafts.
- 1 Emergency tiller.
- Cable steering system with rigid link bar between the rudders.
- Manual engine controls at helm station with control panels and alarms.
- Optional Raymarine display*, color chartplotter*, autopilot control display*.

FORWARD COCKPIT:

- Large forward cockpit with large seats and integrated storage (with cushions*).



AFT COCKPIT/SALOON FULLY OPEN SPACE:

- Leather handles on furniture.
- Corner sofa to port with cushions.
- Wood laminate floor.
- Lounger/daybed to starboard (with cushions *).
- Upholstery bands on seats**.
- Hinges on the seats to facilitate the opening of the storage space**.
- Large storage under seat.
- Saloon table with aluminum feet**.
- Covering the wooden coachroofs.
- Upholstery headbands roof window coverings**.
- Lateral sliding windows *.

CHART TABLE:

- Padded chart table cover.
- Storage and bookcase.
- Stool with cushion.
- Flexible chart table light.
- Raymarine electronics *.

GALLEY:

- L-shaped galley open to the forward cockpit, with large countertop and galley/counter unit.**
- Forward bay window with opening serving hatch to forward cockpit.
- Numerous storage lockers.
- Double stainless-steel sinks.
- Garbage can.
- Combined 265L (212 + 53) refrigerator + freezer with dedicated inverter.
- Mixer Tap with ceramic seals for hot and cold fresh water.
- 3- Burner gas hob.
- Gas oven*.



OWNER'S CABIN (PORT HULL) :

This is the most spacious and most comfortable cabin on the boat.

Island Bed, drawer under bed.

High resilience foam mattress covered by Husky fabric.

Skaï and laminate panel headlinings.

Numerous storage lockers with shelves.

1 hanging locker and 1 cupboard.

1 dressing.

Couch with storage under seat.

Padded dressing table cover / desk and mirror.

Sliding door for access to the saloon.

Hatch for light and ventilation.

MASTER BATHROOM:

Large shower stall, ceramic seals mixer tap and plexiglas door.

Wash basin on countertop.

Marine toilet.

Storage for linen and toiletries.

Hatch for light and ventilation.

GUEST BATHROOMS:

Bathroom with basin, shower, marine toilet, mirror and storage space.

Mixer taps with ceramic seals.

Hatch for light and ventilation.

GUEST CABINS (STARBOARD HULL) :

Double berth in forward cabin with storage under bed*.

Shelf transformable into third berth*.

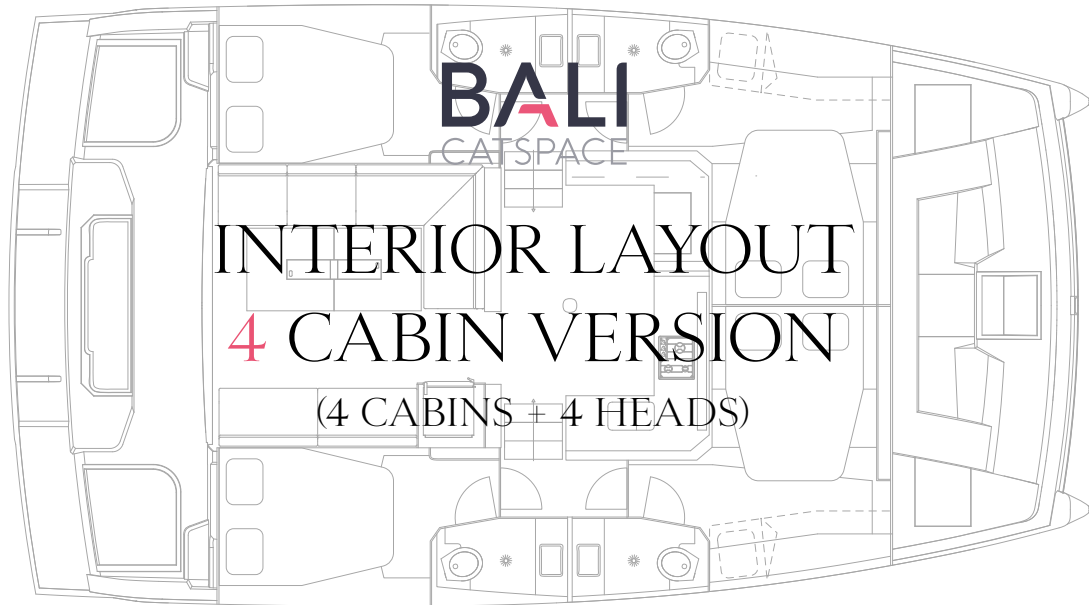
Island bed in aft cabin, drawer under bed.

High resilience foam mattress covered by Husky fabric.

Skaï and laminate panel headlinings.

Storage with shelves and one hanging locker per cabin.

Hatch for light and ventilation.



CABINS:

Double berth in forward cabin with storage under bed*.

Shelf transformable into third berth*.

Island bed in aft cabin, drawer under bed.

High resilience foam mattress covered by Husky fabric.

Skai and laminate panel headlinings.

Storage with shelves and one hanging locker per cabin.

Hatch for light and ventilation.

BATHROOMS:

Bathroom with basin, shower, marine toilet, mirror and storage space.

Mixer taps with ceramic seals.

Hatch for light and ventilation.

TECHNICAL EQUIPMENT

ENGINE COMPARTMENTS:

Engine rooms totally separate from the accommodation.

2 X 19.6 hp NANNI diesel engines (N3.30), (Optional 2 x 37,5 hp) with control panels at helm station.

Mechanical engine controls at helm station.

2 Saildrive transmissions.

2 fixed 2 blade propellers (optional 2-blade folding).

2 Fuel filters / water separators.

Ceiling lights.

2 Fuel 200 L tanks with gauge displays at chart table, total capacity 400 L.

ELECTRONICS:

RAYMARINE ELECTRONIC PACK #1:

P70S Autopilot,
AXIOM 7" GPS plotter,
MULTI I70S,
VHF RAY 63 *

Optional Pack 2.

PLUMBING:

1 fresh water tank with display gauge at chart table, total capacity 700 L *.

Pressurized fresh water pump with expansion tank.

60 L electric water heater connected into the engine cooling circuit.

Gas installation (EU appliance) for 13 kg bottle with space for spare bottle.

4 electric bilge pumps.

2 manual bilge pumps.

Optional watermaker.

Ecological Pack comprising fresh water purification filter.

ELECTRICS:

OPERATING VOLTAGE: DIRECT CURRENT 24V AND ALTERNATING CURRENT 230V 50HZ *

2 Extra optional 12V/120A alternators.

2 Engine starting gel batteries, with breaker and manual emergency cutoff switch.

2 House batteries 130 Ah.

2 Additional house batteries *.

Low charge alarm for the house battery bank at chart table.

230 VAC circuit with shorepower connection and 25m extension cord. AC outlet in each cabin and saloon.

Led lighting on board throughout *.

LED navigation lights.

Courtesy lights in cockpit/saloon*.

USB outlet at the chart table and in each cabin*.

12V/2000VA/70A Inverter/charger *.